

# Campbell Grinder Company



## *MODEL 2000*

The 2000 is a high performance 5 axis creep feed grinding machine. This machine is developed around the "lean manufacturing" concept. The machine is especially well suited for grinding turbine engine vanes, grinding turbine engine blades, grinding turbine engine shrouds, grinding turbine engine hangers, grinding turbine engine panels and fairings. The machines work cube and extremely compact footprint along with the optional automatic wheel and coolant nozzle changer and the ability to mill, drill, and probe insures long term efficiency and versatility. The 2000 is engineered to grind with any conventional or superabrasive wheel including plated CBN, vitrified CBN, any aluminum oxide and ceramic blends.

# Standard Features For 2000 Model

- Fanuc CNC Control
- Precision Roller Ways – All Axes
- Ability To Use Any Abrasive
- X Axis – 508mm (20”) of Travel
- Y Axis – 508mm (20”) of Travel
- Z Axis – 508mm (20”) of Travel
- 203mm (8”) Part Width
- 203mm (8”) Part Depth
- 254mm (10”) Part Height
- Glass Scales – All Axes
- 3 Point Machine Mounting
- Full Machine Enclosure With World Class Ergonomics
- C Axis - Fixture Hydraulics Through the Table
- 18.6kW (25HP) Liquid Cooled Spindle 3,600 – 15,000 RPM

## Accuracy

**X Axis:** Accuracy 5 Microns (0.0002 inch)

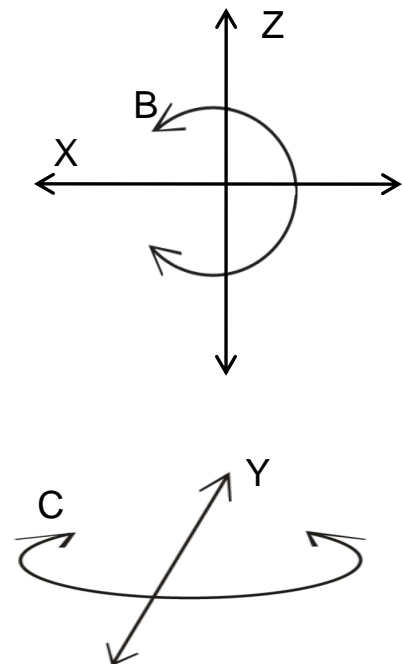
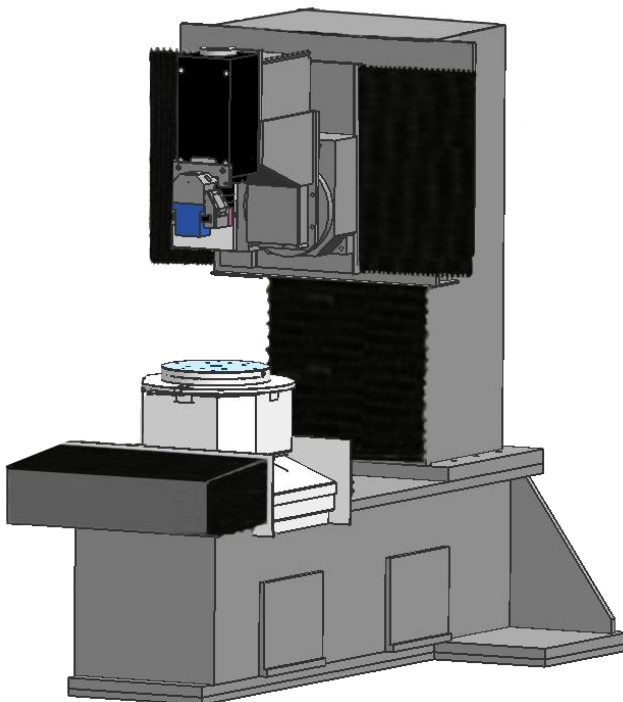
**Y Axis:** Accuracy 5 Microns (0.0002 inch)

**Z Axis:** Accuracy 5 Microns (0.0002 inch)

**B Axis Spindle Swivel:** Accuracy 20 arc seconds

**C Axis (Table):** Accuracy 10 arc seconds


## Axis Movement




# Optional Features For 2000 Model

- Disk Dresser
- Roll Form Dresser
- Wireless Part Probe
- Tool Probe
- Milling and Drilling
- Wheel Balancer System
- UG Post Available
- High Pressure Wheel Scrubbing
- Mist Collector
- Standard and High Performance Coolant System
- Spindle(s) - Numerous HP & RPM Available
- Tool and Nozzle Changer (10) Tools 304mm (12") Dia. Wheel Max
- Fire Suppression System - Oil Coolant
- Many Other Options Available

Horizontal or Vertical Wheel Orientation



Spindle with a Milling Tool



Grinding Part




Wheel being Dressed




# Optional Features For 2000 Model

## Tool And Nozzle Changing

2000 Machine with Optional Tool and  
Coolant Nozzle Changer



## Inside Look At The Tool Changer



# Campbell Grinder Company

1226 E. Pontaluna Road  
Spring Lake, MI 49456  
231-798-6464 – Sales

[www.CampbellGrinder.com](http://www.CampbellGrinder.com)

Email Sales: [cgc.sales@campbellgrinder.com](mailto:cgc.sales@campbellgrinder.com)